

PTM7000

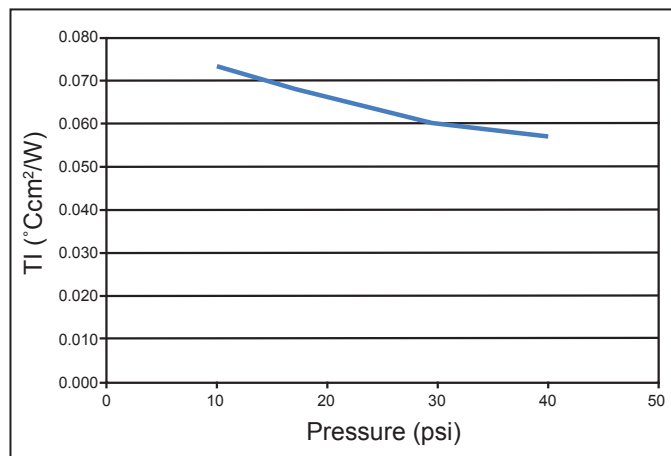
High Thermal Conductivity Phase Change Material

Honeywell's PTM7000 series, a super highly thermally conductive Phase Change Material (PCM) in both pad and paste formats, is designed to minimize thermal resistance at interfaces, maintain excellent performance through reliability testing, and provide scalable application at a competitive cost.

Based on a novel polymer PCM system, this material exhibits excellent interface wettability during typical operating temperature ranges, resulting in extremely low surface contact resistance.

A proprietary material provides superior reliability (pass 150°C baking 1000 hours, HAST 96 hours, T/C-B 1000 cycles) and maintains low thermal impedance (<0.07 °Ccm²/W @ no shim), making the PTM7000 Series desirable for high-performance integrated circuit devices.

PTM7000 Thermal Impedance (TI) vs. Pressure



PTM7000 is suggested when long-term reliability is a primary need.

Honeywell TIMs Serve Multiple Applications




Automotive & Power



IT/Enterprise



Telecomm



Consumer Electronics



High-Brightness LED

FEATURES & BENEFITS

- High performance filler and polymer technology
- Phase change at 45°C
- Highly conductive filler loading to optimize performance
- Superior handling and reworkability
- Superior reliable thermal performance
- Available in both pad and paste formats

PTM7000 Technical Information


Physical Properties	Unit	Test Method	PTM7000	PTM7000-SP
Thermal Conductivity	W/m·K	ASTM D5470	6.5	6.5
Thermal Impedance @ no shim	$^{\circ}\text{C}\cdot\text{cm}^2/\text{W}$	ASTM D5470 Modified	0.06	0.06
Specific Gravity	g/cm ³	ASTM D374	2.7	2.3
Viscosity	Pa·s @ 2.1/s, 25 °C	RehometerHON	NA	120
Volume Resistivity	$\Omega\cdot\text{cm}$	ASTM D257-700	2.1×10^{14}	2.1×10^{14}
Thickness Range	mm		0.20-1.00	NA

STORAGE CONDITION

Refer to product label.

THERMAL IMPEDANCE POST RELIABILITY (ASTM E1461)

End of Line	0.07 $^{\circ}\text{C}\cdot\text{cm}^2/\text{W}$
Bake 150 °C, 1000 h	0.07 $^{\circ}\text{C}\cdot\text{cm}^2/\text{W}$
HAST, 96 h	0.07 $^{\circ}\text{C}\cdot\text{cm}^2/\text{W}$
Temperature Cycling "B" (-55 °C to +125 °C, 1000 cycles)	0.06 $^{\circ}\text{C}\cdot\text{cm}^2/\text{W}$

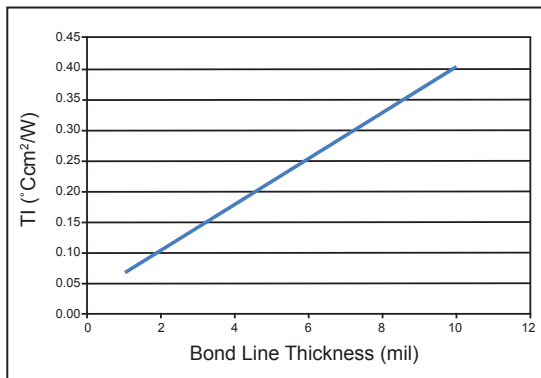


PTM7000 is available in both pad and paste/printable formats



Product Use

Clamping pressure and temperature are suggested to achieve a minimum bond line thickness of the thermal interface material, typically less than 1.5 mil (0.038mm) for best performance. The material must go through the phase change temperature to exhibit entitlement performance.



PTM7000 Thermal Impedance vs. Bond Line Thickness

More Honeywell TIMs

PTM7000 is part of Honeywell's TIM Solutions family of phase change materials. Whatever the thermal challenge, we offer a TIM product that provides just the right characteristics for your application. Find out more about:

- PTM7000 Series
- PTM6000 Series
- PTM5000 Series
- PCM45F Series
- HT Series
- LTM Series

By visiting: electronicmaterials.com



Honeywell Electronic Materials

USA: 1-509-252-2102
 China: 86-21-28942481
 Germany: 49-5137-999-9199
 Japan: 81-3-6730-7092
 Korea: 82-2-3483-5076
 Singapore: 65-6580-3593
 Taiwan: 886-3-6580300 ext.312
www.electronicmaterials.com

Although all statements and information contained herein are believed to be accurate and reliable, they are presented without guarantee or warranty of any kind, express or implied. Information provided herein does not relieve the user from the responsibility of carrying out its own tests and experiments, and the user assumes all risks and liability for use of the information and results obtained. Statements or suggestions concerning the use of materials and processes are made without representation or warranty that any such use is free of patent infringement and are not recommendations to infringe any patent. The user should not assume that all toxicity data and safety measures are indicated herein or that other measures may not be required.

DS.0318Rev3
 ©2018 Honeywell International Inc.

